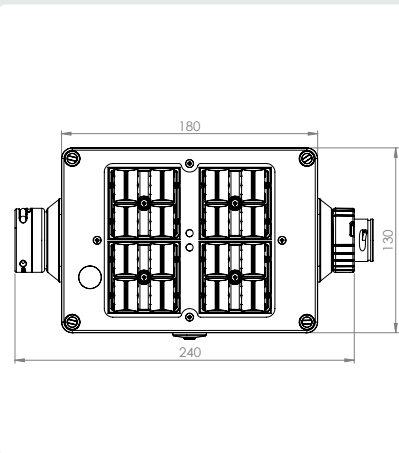


AC TRONICS: DCEM EMERGENCY LIGHTING UNIT

- The DCEM AC TRONIC is a decentralized emergency lighting fixture.
- The DCEM TRONIC has a built-in battery that allows it to illuminate the room for 2 hours in the event of a power failure.
- The DCEM TRONIC switches on when the AC mains voltage is lost.
- When a DCEM emergency lighting TRONIC is used in the light line, you must connect it to a constant mains voltage by means of the PLUG.IN OECA or OE0A.
- This TRONIC has 4 different lens options for both aisles and open spaces.

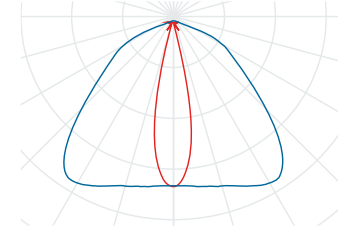


Features

| | |
|-------------------------|-----------------------------|
| Input voltage | 230 V _{AC} , 50 Hz |
| Input power | 14 Watt |
| Dimensions (lxwxh) | 0,18 x 0,13 x 0,10 m |
| Autonomy | 2 hour |
| charge cycle | 24 hour |
| IP class | IP65 |
| Weight | 880 g |
| Temperature range | +5 °C ~ +50 °C |
| Automatic test function | Ja |
| Luminous flux | 1100 lm |
| R _a | >70 |
| Color Temperature | 5000 K |

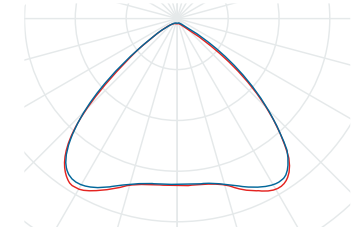
Narrow beam

art no.: LUM-DL02AC-DCEM-06NB-C



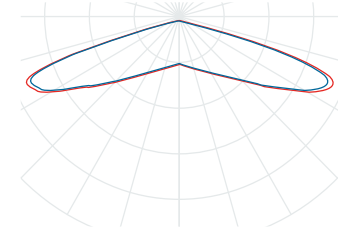
Wide beam

art no.: LUM-DL02AC-DCEM-06WB-C




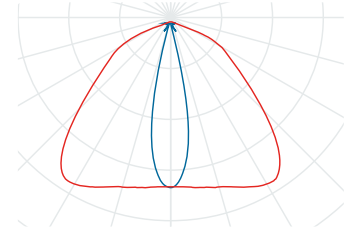
Ultra Wide beam

art no.: LUM-DL02AC-DCEM-06UW-C



Narrow Beam 90°

art no.: LUM-DL02AC-DCEM-06N9-C



Replacement battery for DCEM AC

article no.: LUM-DL00IQ-DCEM-BAT3

| | |
|-----------------|---------------------|
| Battery type | LiFePO ₄ |
| Capacity | 1600 mAh |
| Voltage | 12,8 V |
| Number of cells | 4 |